

KOMATSU

PC700LC-11

EU Stage IV Engine

HYDRAULIC EXCAVATOR



PC700

ENGINE POWER

327 kW / 439 HP @ 1.800 rpm

OPERATING WEIGHT

66.110 - 69.540 kg

BUCKET CAPACITY

max. 5,58 m³

Walk-Around

PG700LG-11

**ENGINE POWER**

327 kW / 439 HP @ 1.800 rpm

OPERATING WEIGHT

66.110 - 69.540 kg

BUCKET CAPACITY

max. 5,58 m³



EXCEPTIONAL WORKABILITY AND ENVIRONMENTAL PERFORMANCE

Powerful and Environmentally Friendly

- EU Stage IV engine
- Adjustable idle shutdown
- Komatsu fuel-saving technology

First-Class Comfort

- Fully air-suspended operator station
- Low-noise design
- Widescreen monitor

Maximised Efficiency

- Increased productivity
- Built-in versatility and superior productivity
- Enhanced engine management
- Improved hydraulic efficiency
- 6% fuel consumption reduction

Safety First

- Komatsu SpaceCab™
- KomVision surround view system
- Neutral position detection system

Quality You Can Rely On

- Komatsu-quality components
- Extensive dealer support network

KOMTRAX

- Komatsu Wireless Monitoring System
- 3G mobile communications
- Integrated communication antenna
- Increased operational data and reports



A maintenance program for
Komatsu customers

Powerful and Environmentally Friendly



Higher productivity


The PC700LC-11 is quick and precise. It features a powerful Komatsu EU Stage IV engine, a hydraulic system with large digging forces and high work equipment speed and first-class Komatsu comfort to provide a fast response and unrivalled productivity for its class.

Komatsu fuel-saving technology

Fuel consumption on the PC700LC-11 is lower by up to 6%. Engine management is enhanced. The hydraulic drive radiator cooling fan further increases fuel efficiency, reduces the operating noise levels and requires less horsepower than belt driven fans.

Adjustable idle shutdown

The Komatsu auto idle shutdown automatically turns off the engine after it idles for a set period of time. This feature can easily be programmed from 5 to 60 minutes, to reduce unnecessary fuel consumption and exhaust emissions, and to lower operating costs. An Eco-gauge and the Eco guidance tips on the cab monitor further encourage efficient operations.



Exhaust Gas Recirculation (EGR)

Cooled EGR is a technology well-proven in current Komatsu engines. The increased capacity of the EGR cooler now ensures very low NOx emissions and a better engine performance.

High-Pressure Common Rail (HPCR)

To achieve complete fuel burn and lower exhaust emissions, the heavy-duty High-Pressure Common Rail fuel injection system is computer controlled to deliver a precise quantity of pressurised fuel into the redesigned engine combustion chamber by multiple injections.

Komatsu Closed Crankcase Ventilation (KCCV)

Crankcase emissions (blow-by gas) are passed through a CCV filter. The oil mist trapped in the filter is returned back to the crankcase while the filtered gas is returned to the air intake.

Variable Geometry Turbo (VGT)

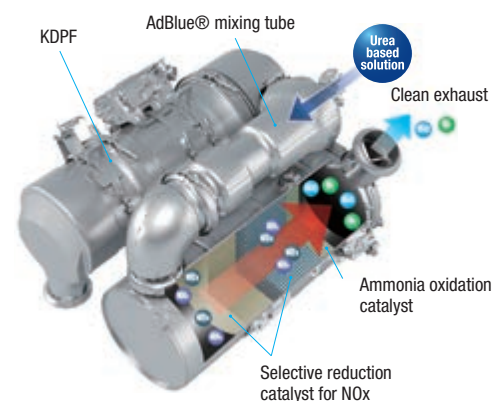
The VGT provides optimal airflow to the engine combustion chamber under all speed and load conditions. Exhaust gas is cleaner, fuel economy is improved while machine power and performance are maintained.

Komatsu EU Stage IV

The Komatsu EU Stage IV engine is productive, dependable and efficient. With ultra-low emissions, it provides a lower environmental impact and a superior performance to help reduce operating costs and lets the operator work in complete peace of mind.

Heavy-duty aftertreatment

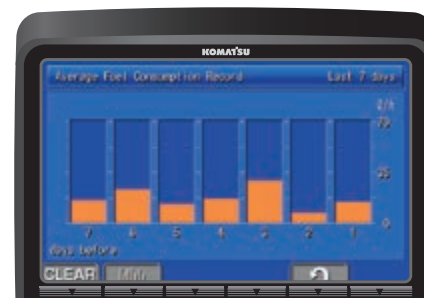
The aftertreatment system combines a Komatsu Diesel Particulate Filter (KDPF) and Selective Catalytic Reduction (SCR). The SCR injects the correct amount of AdBlue® into the system at the proper rate to break down NOx into water (H₂O) and non-toxic nitrogen gas (N₂).



Eco-gauge, Eco guidance and fuel consumption gauge



ECO guidance record



Fuel consumption history

Maximised Efficiency

Powerful digging force

Thanks to the high engine output and an optimised hydraulic system, the PC700LC-11 delivers a powerful bucket digging force of up to 362 kN (37 tonnes) at PowerMax and an arm crowd force of up to 293 kN (30 tonnes) at PowerMax.

PowerMax

The PC700LC-11 is equipped with the one-touch PowerMax function that gives you maximum digging force when you need it most. It increases standard digging force by almost 10% and automatically switches off after 8 seconds to conserve fuel.

Swing priority mode

A twin swing motor system provides excellent swing performance, with high speed and strong braking power. The swing priority setting allows using the same smooth motion for either 180° or 90° loading operations. By altering the oil flow, the operator selects either boom or swing as the priority for increased production.

Fine operation mode

For fine control work or for heavy lifting applications, the operator can select the fine operation mode to gain 17% more lifting force on the boom.

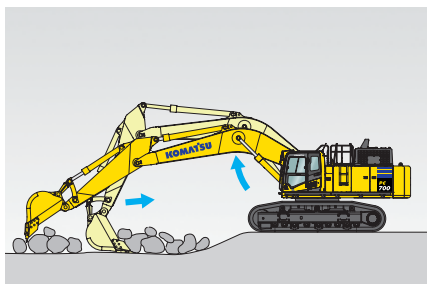


Versatility at your fingertips: select the perfect setting for each job



Full length track roller guards (optional)

Two-mode boom control



Smooth mode
Boom floats upward, reducing lifting of machine front. This facilitates gathering blasted rock and scraping down operations.



Power mode
Boom pushing force is increased, ditch digging and box digging operation on hard ground are improved.





First-Class Comfort

Increased comfort

In the wide Komatsu SpaceCab™, a standard air-suspended high-back seat, heated for improved comfort and with fully adjustable armrests, is the centre of a comfortable and low-fatigue working environment. High visibility and ergonomic controls further assist to maximise the operator's productivity.

Perfect operator convenience

In addition to the standard radio, the PC700LC-11 has an auxiliary input for connecting external devices and play music through the cab speakers. Two 12-volt power ports are also incorporated in the cab. Proportional controls are fitted as standard for safe and precise operation of attachments.

Low-noise design

Komatsu crawler excavators have very low external noise levels and are especially well-suited for work in confined spaces or urban areas. The optimal usage of sound insulation and of sound absorbing materials helps to make noise levels inside the cab comparable to those of an executive car.



Convenient, ergonomic and precise control: joysticks



Plenty of storage room, a hot and cool box, a magazine box and a cup holder



Armrest with simple height adjustment

Information & Communication Technology



Lower operating costs

Komatsu ICT contributes to the reduction of operating costs by assisting to comfortably and efficiently manage operations. It raises the level of customer satisfaction and the competitive edge of our products.

Widescreen monitor

Conveniently customisable and with a choice of 26 languages, the wide-screen monitor with simple switches and multifunction keys gives fingertip access to a large range of functions and operating info. The rear camera view and an AdBlue® level gauge are now incorporated into the default main screen.

An evolutionary interface

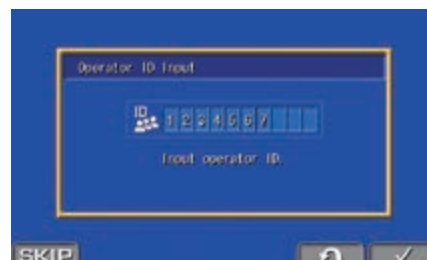
Helpful information is now easier than ever to find and understand with the upgraded monitor interface. An optimal main screen for the ongoing work can be selected simply by pressing the F3 key.



Quick view on the operation logs



With KomVision, various camera view options are available whilst maintaining constant "birdview" from above the machine



Operator identification function

Safety First

PC700LC-11



Optimal jobsite safety

Safety features on the Komatsu PC700LC-11 comply with the latest industry standards and work in synergy to minimise risks to people in and around the machine. A neutral detection system for travel and work equipment levers increase jobsite safety, along with a seat belt caution indicator and an audible travel alarm. Highly durable anti-slip plates – with additional high friction covering – maintain long term traction performance.



KomVision cameras



Exceptional operator protection



Hand rails and anti-slip plates

KomVision

KomVision machine visibility gives the operator a constant clear view of the safety zone around the machine. This allows the operator to focus on the work at hand even in low light conditions.

Komatsu SpaceCab™

The ROPS cab has a tubular steel frame and provides high shock absorbency, impact resistance and durability. The seat belt is well designed to keep the operator in the safety zone of the cab in the event of a rollover. Laminated one piece front glass (ECE 43R) is fitted as standard, optionally the cab can be fitted with a Falling Object Protective System (FOPS) with openable front guard.

Safe maintenance

Thermal guards around high temperature areas of the engine, protected fan belt and pulleys, a pump/engine partition that prevents hydraulic oil from spraying onto the engine, a wide catwalk and exceptionally sturdy handrails: in Komatsu tradition, the highest safety level is provided for a fast and smooth maintenance.

Quality You Can Rely On



Rugged design

The undercarriage of the PC700LC-11 is specifically designed to cope with the heavy forces to be found in hard quarry operations. With a wide range of heavy duty double grouser track shoes and a number of different roller guard options, the moving parts of the undercarriage are strongly shielded against damage from rocks, while traction force and ground pressure may be optimized for your particular site.

Komatsu-quality


With the latest computer techniques and a thorough test programme, Komatsu's global know-how produces equipment to meet your highest standards. All major components of the PC700LC-11 are designed and directly manufactured by Komatsu, and essential machine functions are perfectly matched for a highly reliable and productive excavator.

Reliable and efficient

Productivity is the key to success – all major components of the PC700LC-11 are designed and manufactured by Komatsu. All essential functions are perfectly matched for a highly reliable and productive machine.

High strength boom and arm

Thanks to the large cross-sectional structure made with high tensile strength steel and a thick plate and partition wall, the boom and arm provide excellent durability and are highly resistant to bending and twisting. Highly durable rubbing strips on the underside of the arm protect the structure from any material that might fall from the bucket. The reinforced short boom and arm specification allows to increase the bucket capacity.



Sturdy travel motor guards



High pressure in-line filtration



Komatsu bucket with Kmax teeth

Easy Maintenance



Easy access to filters on the front side of the engine hood



Motorised grease gun equipped with hose reel

Easier radiator cleaning

Reverse rotation function of fan allows easier cleaning of the radiator.

Komatsu CARE™

Komatsu CARE™ is a maintenance program that comes as standard with your new Komatsu machine. It covers factory-scheduled maintenance, performed with Komatsu Genuine parts by Komatsu-trained technicians. Depending on your machine's engine, it also offers extended coverage of the Komatsu Diesel Particulate Filter (KDPF) or the Komatsu Diesel Oxidation Catalyst (KDOC), and of the Selective Catalytic Reduction (SCR). Please contact your local Komatsu distributor for terms and conditions.



Long-life oil filters

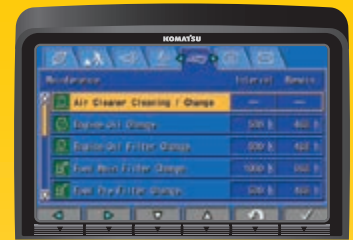
The Komatsu Genuine hydraulic oil filter uses high-performance filtering material for long replacement intervals, which significantly reduces maintenance costs.

AdBlue® tank

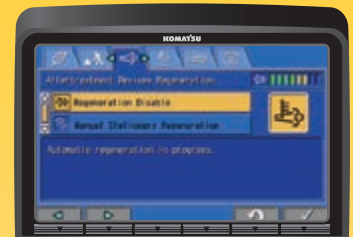
For simple access, the AdBlue® tank is installed on the front stairway.

Flexible warranty

When you purchase Komatsu equipment, you gain access to a broad range of programmes and services that have been designed to help you get the most from your investment. For example, Komatsu's Flexible Warranty Programme provides a range of extended warranty options on the machine and its components. These can be chosen to meet your individual needs and activities. This programme is designed to help reduce total operating costs.



Basic maintenance screen



Aftertreatment device regeneration screen for the KDPF



AdBlue® level and refill guidance



KOMTRAX

The way to higher productivity

KOMTRAX uses the latest wireless monitoring technology. Compatible on PC, smartphone or tablet, it delivers insightful and cost saving information about your fleet and equipment, and offers a wealth of information to facilitate peak machine performance. By creating a tightly integrated web of support it allows proactive and preventive maintenance and helps to efficiently run a business.



Knowledge

You get quick answers to basic and critical questions about your machines – what they're doing, when they did it, where they're located, how they can be used more efficiently and when they need to be serviced.

Performance data is relayed by wireless communication technology (satellite, GPRS or 3G depending on model) from the machine to a computer and to the local Komatsu distributor – who's readily available for expert analysis and feedback.

Power

The detailed information that KOMTRAX puts at your fingertips 24 hours a day, 7 days a week gives the power to make better daily and long-term strategic decisions – at no extra cost. Problems can be anticipated, maintenance schedules customised, downtime minimised and machines kept where they belong: working on the jobsite.

Convenience

KOMTRAX enables convenient fleet management on the web, wherever you are. Data is analysed and packaged specifically for effortless and intuitive viewing in maps, lists, graphs and charts. You can foresee eventual maintenance issues and required spare parts, and troubleshoot a problem before Komatsu technicians arrive on site.



Specifications

ENGINE

Model	Komatsu SAA6D140E-7
Type	Common rail direct injection, water-cooled, emissionised, turbocharged, after-cooled diesel
Engine power	
at rated engine speed	1.800 rpm
ISO 14396	327 kW / 439 HP
ISO 9249 (net engine power)	325 kW / 436 HP
No. of cylinders	6
Bore × stroke	140 × 165 mm
Displacement	15,24 l
Fan drive type	Hydraulic, reversible
Cooling	Suction type cooling fan with radiator fly screen

HYDRAULIC SYSTEM

Type	HydrauMind. Closed-centre system with load sensing and pressure compensation valves
Main pump	2 variable displacement piston pumps supplying boom, arm, bucket, swing and travel circuits
Maximum pump flow	2 × 410 l/min
Relief valve settings	
Implement	330 kg/cm ²
Travel	350 kg/cm ²
Swing	260 kg/cm ²
Pilot circuit	30 kg/cm ²

ENVIRONMENT

Engine emissions	Fully complies with EU Stage IV exhaust emission regulations
Noise levels	
LwA external	106 dB(A) (2000/14/EC Stage II)
LpA operator ear	75 dB(A) (ISO 6396 dynamic test)
Vibration levels (EN 12096:1997)	
Hand/arm	≤ 2,5 m/s ² (uncertainty K = 1,06 m/s ²)
Body	≤ 0,5 m/s ² (uncertainty K = 0,15 m/s ²)
Contains fluorinated greenhouse gas HFC-134a (GWP 1430). Quantity of gas 1,3 kg, CO ₂ equivalent 1,86 t	

SWING SYSTEM

Type	2 × hydraulic motors
Swing reduction	Planetary gear
Swing circle lubrication	Grease-bathed
Swing lock	Oil disc brake
Swing speed	0 - 8,3 rpm
Swing torque	174,3 kNm

DRIVES AND BRAKES

Steering control	2 levers with pedals giving full independent control of each track
Drive method	Hydrostatic
Travel operation	Automatic 2-speed selection
Gradeability	70%, 35°
Max. travel speeds	
Lo / Hi	2,8 / 4,6 km/h
Maximum drawbar pull	47.400 kg
Brake system	Hydraulic lock

UNDERCARRIAGE

Construction	H-leg frame with box section track frames
Track assembly	
Type	Fully sealed
Shoes (each side)	47
Tension	Hydraulic
Rollers	
Track rollers (each side)	8
Carrier rollers (each side)	3

SERVICE REFILL CAPACITIES

Fuel tank	880 l
Radiator	76 l
Engine oil	48 l
Swing drive	2 × 13 l
Hydraulic tank	360 l
Final drive (each side)	24 l
AdBlue® tank	62,2 l

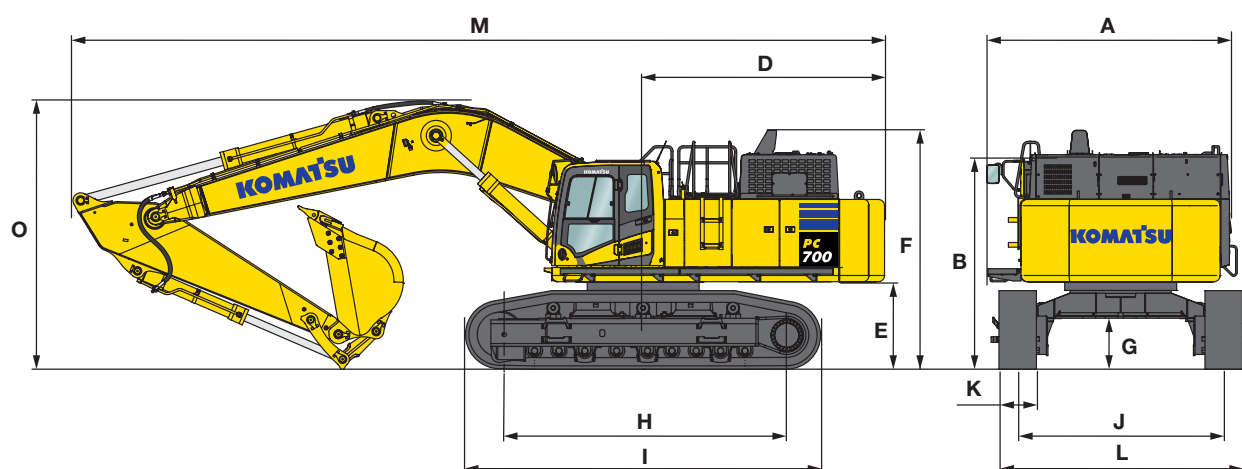
OPERATING WEIGHT (APPR.)

Work equipment	6,6 m boom / 2,9 m arm / 3.425 kg bucket		7,3 m boom / 3,5 m arm / 3.095 kg bucket		7,6 m boom / 3,5 m arm / 2.430 kg bucket	
Double grouser shoes	Operating weight	Ground pressure	Operating weight	Ground pressure	Operating weight	Ground pressure
610 mm	67.500 kg	1,11 kg/m ²	66.975 kg	1,10 kg/m ²	66.110 kg	1,09 kg/m ²
710 mm	68.185 kg	0,96 kg/m ²	67.660 kg	0,96 kg/m ²	66.795 kg	0,94 kg/m ²
810 mm	68.865 kg	0,85 kg/m ²	68.340 kg	0,85 kg/m ²	67.475 kg	0,84 kg/m ²
910 mm	69.540 kg	0,77 kg/m ²	69.015 kg	0,76 kg/m ²	68.150 kg	0,75 kg/m ²

Operating weight, including boom, arm, bucket, operator, lubricant, coolant, full fuel tank and the standard equipment.

Dimensions & Performance Figures

MACHINE DIMENSIONS		PC700LC-11
A	Overall width of upper structure (incl. catwalk and mirror)	4.250 mm
B	Overall height of cab (excl. OPG)	3.475 mm
C	Overall length of basic machine	6.775 mm
D	Tail length	3.870 mm
	Tail swing radius	3.950 mm
E	Clearance under counterweight	1.550 mm
F	Machine tail height	3.975 mm
G	Ground clearance	830 mm
H	Tumbler centre distance	4.500 mm
I	Track length	5.810 mm
J	Track gauge	3.300 mm
K	Track shoe width	610, 710, 810, 910 mm
L	Overall track width with 610 mm shoes	3.910 mm
	Overall track width with 710 mm shoes	4.010 mm
	Overall track width with 810 mm shoes	4.110 mm
	Overall track width with 910 mm shoes	4.210 mm



TRANSPORT DIMENSIONS

	2,9 m (6,6 m boom)	3,5 m (7,3 m boom)	3,5 m (7,6 m boom)
Arm length			
M Transport length	12.040 mm	12.630 mm	13.010 mm
N Overall height (to top of boom)	4.670 mm	4.280 mm	4.350 mm

MAX. BUCKET CAPACITY AND WEIGHT

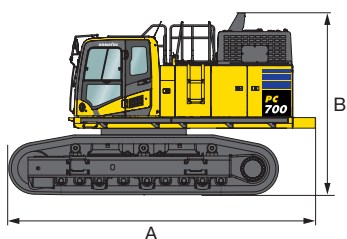
Arm length	2,9 m (6,6 m boom)		3,5 m (7,3 m boom)		3,5 m (7,6 m boom)	
Material weight up to 1,2 t/m³	5,58 m³	3.925 kg	4,28 m³	3.625 kg	4,05 m³	3.250 kg
Material weight up to 1,5 t/m³	4,66 m³	3.650 kg	3,59 m³	3.375 kg	3,24 m³	2.600 kg
Material weight up to 1,8 t/m³	4,00 m³	3.425 kg	3,10 m³	3.200 kg	2,70 m³	2.175 kg
Max. bucket width	2.000 mm		1.780 mm		1.600 mm	

Max. capacity and weight have been calculated according to ISO 10567:2007.

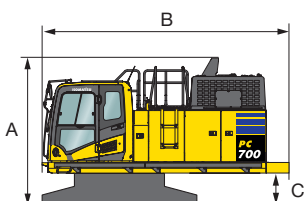
Please consult with your distributor for the correct selection of buckets and attachments to suit the application.

Transport Dimensions

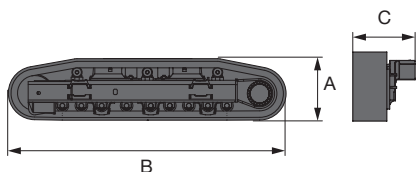
UPPER STRUCTURE + UNDERCARRIAGE



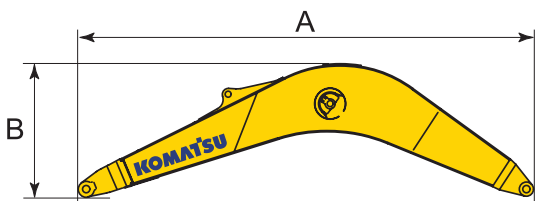
UPPER STRUCTURE



UNDERCARRIAGE

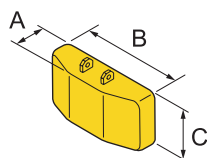


BOOM



BOOM LENGTH		6,6 m	7,3 m	7,6 m
A	Length	6.870 mm	7.550 mm	7.930 mm
B	Height	2.090 mm	2.010 mm	2.010 mm
	Overall width	1.050 mm	1.050 mm	1.050 mm
	Weight	4.810 kg	4.710 kg	4.870 kg

COUNTERWEIGHT



CYLINDERS

BOOM CYLINDER

A	Length	2.670 mm
	Weight	1.000 kg (2 × 500 kg)

PC700LC-11

A	Length	6.590 mm
B	Height	4.020 mm
	Overall width (610 mm shoes)	3.485 mm
	Weight	43.800 kg

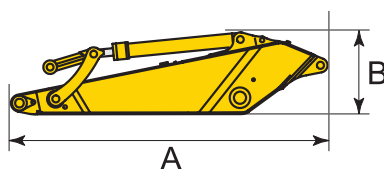
PC700LC-11

A	Height	3.155 mm
B	Length	5.290 mm
C	Distance	710 mm
	Overall width	3.190 mm
	Weight	21.800 kg

PC700LC-11

	Quantity	2
A	Height	1.440 mm
B	Length	5.810 mm
C	Width	980 mm
	Weight	22.000 kg (2 × 11.000 kg)

ARM



ARM LENGTH		2,9 m	3,5 m
A	Length	4.230 mm	4.870 mm
B	Height	1.490 mm	1.210 mm
	Overall width	460 mm	460 mm
	Weight	3.530 kg	3.250 kg

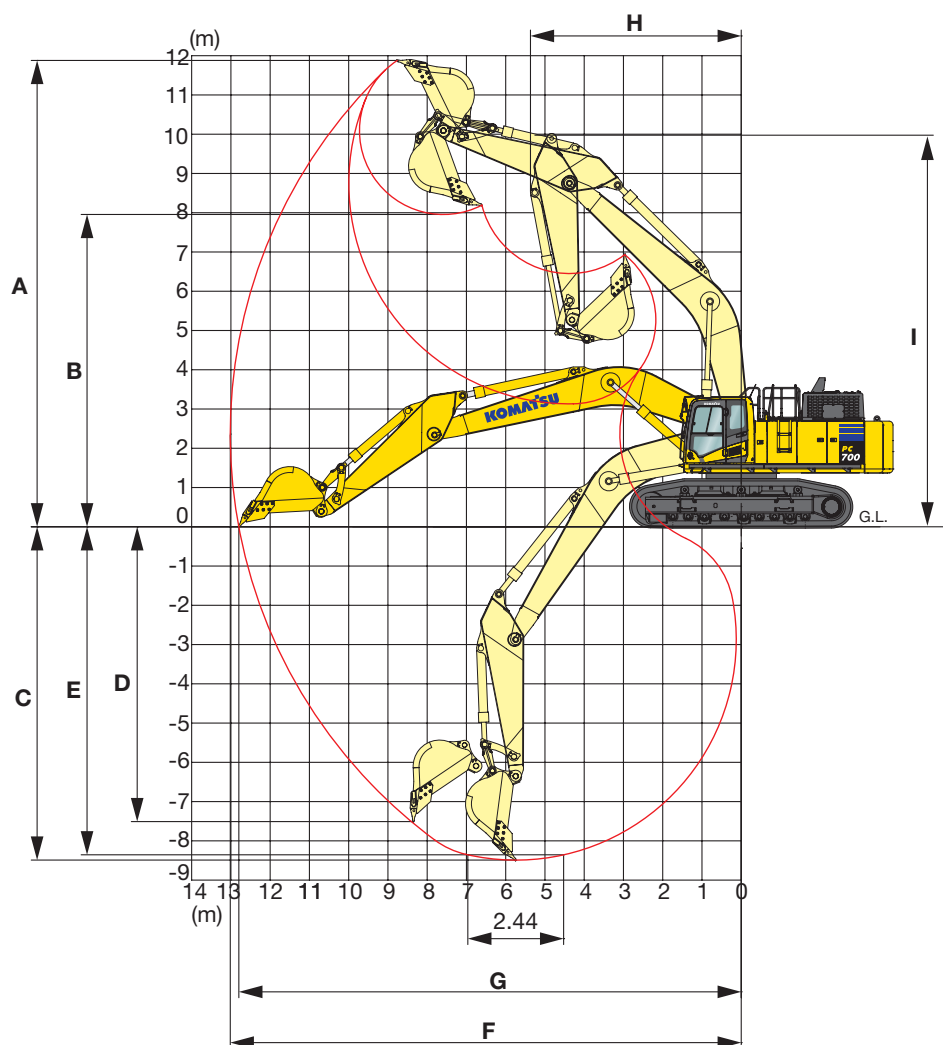
PC700LC-11

A	Width	720 mm
B	Length	3.190 mm
C	Height	1.320 mm
	Weight	9.350 kg

ARM CYLINDER

A	Length	3.110 mm
	Weight	730 kg

Working Range



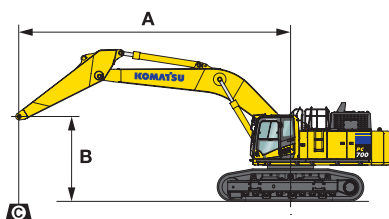
MONO BOOM

Boom length	6,6 m	7,3 m	7,6 m
Arm length	2,9 m	3,5 m	3,5 m
A Max. digging height	11.205 mm	11.680 mm	12.085 mm
B Max. dumping height	7.360 mm	7.810 mm	8.120 mm
C Max. digging depth	6.910 mm	8.010 mm	8.325 mm
D Max. vertical wall digging depth	5.270 mm	6.480 mm	7.340 mm
E Max. digging depth of cut for 2,44 m level	6.765 mm	7.880 mm	8.190 mm
F Max. digging reach	11.585 mm	12.640 mm	13.030 mm
G Max. digging reach at ground level	11.295 mm	12.380 mm	12.785 mm
H Min. swing radius	4.670 mm	4.670 mm	4.670 mm
I Max. height at min. swing radius	9.490 mm	9.925 mm	10.200 mm

BUCKET AND ARM FORCE (ISO)

Arm length (boom length)	2,9 m (6,6 m)	3,5 m (7,3 m)
Bucket digging force	31.800 kg	29.100 kg
Bucket digging force at PowerMax	36.900 kg	32.300 kg
Arm crowd force	28.500 kg	24.300 kg
Arm crowd force at PowerMax	29.900 kg	25.100 kg

Lifting Capacity



A – Reach from swing centre

B – Bucket hook height

C – Lifting capacities



– Rating over front

– Rating over side

– Rating at maximum reach

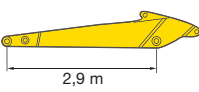
Weights:

With 2,9 m arm, bucket linkage and bucket cylinder: 1.122 kg

With 610 mm shoes

BOOM LENGTH 6,6 M

Arm length	A		9,0 m		7,5 m		6,0 m		4,5 m		3,0 m	
	B											

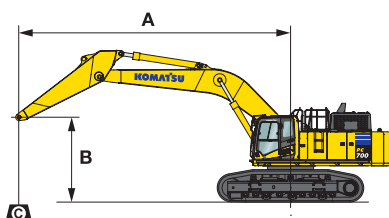
Lifting mode: ON 	9,0 m	kg	*17.450	*17.450								
	7,5 m	kg	*16.300	15.650								
	6,0 m	kg	*16.000	13.450								
	4,5 m	kg	*16.150	12.300	16.800	12.750						
	3,0 m	kg	15.550	11.750	16.550	12.500	21.750	16.200	*27.100	22.350		
	1,5 m	kg	15.550	11.700	16.300	12.250	21.250	15.750	*28.650	21.550		
	0,0 m	kg	16.250	12.200			20.950	15.500	*28.700	21.150	*33.750	33.050
	– 1,5 m	kg	17.900	13.350			20.900	15.450	*27.100	21.050	*34.750	33.150
	– 3,0 m	kg	*17.350	15.900					*23.400	21.300	*29.600	*25.800
	– 4,5 m	kg									*36.250	*25.800
	– 6,0 m	kg										

* Load is limited by hydraulic capacity rather than tipping.

Ratings are based on SAE Standard No. J1097.

Rated loads do not exceed 87% of hydraulic lift capacity or 75% of tipping load.

Lifting capacity stated is based on lifting with bare arm. When lifting with additional equipment installed to the arm, please subtract the weight of all additional equipment from the values stated.



A – Reach from swing centre

B – Bucket hook height

C – Lifting capacities



– Rating over front

– Rating over side

– Rating at maximum reach

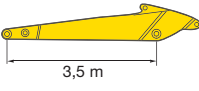
Weights:

With 3,5 m arm, bucket linkage and bucket cylinder: 1.017 kg

With 610 mm shoes

BOOM LENGTH 7,3 M

Arm length	A		9,0 m		7,5 m		6,0 m		4,5 m		3,0 m	
	B											

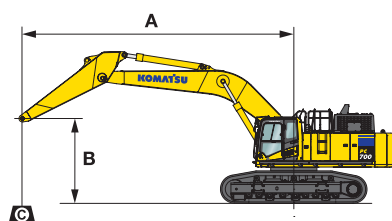
Lifting mode: ON 	9,0 m	kg	*12.450	*12.450								
	7,5 m	kg	*12.050	*12.050	*14.500	13.300						
	6,0 m	kg	*12.050	11.250	*16.250	13.150						
	4,5 m	kg	*12.350	10.450	16.900	12.850						
	3,0 m	kg	*12.950	10.050	16.550	12.500						
	1,5 m	kg	13.200	10.000	16.200	12.200	21.100	15.600	*28.150	21.300		
	0,0 m	kg	13.600	10.300	16.000	12.000	20.700	15.300	*28.600	20.850	*24.500	*24.500
	– 1,5 m	kg	14.650	11.000	15.900	11.900	20.600	15.150	*27.800	20.750	*34.650	32.650
	– 3,0 m	kg	*16.550	12.450			*20.450	15.250	*25.550	20.850	*32.150	*31.450
	– 4,5 m	kg	*15.950	15.400			*16.250	15.600	*21.350	21.250	*26.550	*26.550
	– 6,0 m	kg									*32.500	*32.500

* Load is limited by hydraulic capacity rather than tipping.

Ratings are based on SAE Standard No. J1097.

Rated loads do not exceed 87% of hydraulic lift capacity or 75% of tipping load.

Lifting capacity stated is based on lifting with bare arm. When lifting with additional equipment installed to the arm, please subtract the weight of all additional equipment from the values stated.



A – Reach from swing centre

B – Bucket hook height

C – Lifting capacities

– Rating over front

– Rating over side

– Rating at maximum reach

Weights:

With 3,5 m arm, bucket linkage and bucket cylinder: 1.017 kg

With 610 mm shoes

BOOM LENGTH 7,6 M

Arm length	A			9,0 m		7,5 m		6,0 m		4,5 m		3,0 m	
	B												

Lifting mode: ON 	9,0 m	kg	*12.400	*12.400									
	7,5 m	kg	*12.100	11.700	*15.200	13.300	*16.150	*16.150					
	6,0 m	kg	*12.100	10.500	*15.800	13.050	*17.450	17.200					
	4,5 m	kg	*12.400	9.800	*16.700	12.700	*19.150	16.550	*23.450	22.850			
	3,0 m	kg	12.450	9.450	16.350	12.350	*20.750	15.850	*26.250	21.650			
	1,5 m	kg	12.400	9.350	16.050	12.000	20.800	15.350	*27.950	20.850			
	0,0 m	kg	12.750	9.600	15.800	11.800	20.450	15.050	*28.250	20.450	*18.400	*18.400	
	– 1,5 m	kg	13.600	10.200	15.700	11.700	20.300	14.900	*27.400	20.400	*28.250	*28.250	
	– 3,0 m	kg	15.250	11.400	15.800	11.800	20.350	14.950	*25.350	20.500	*31.550	*31.550	*27.300
	– 4,5 m	kg	*15.250	13.800			*17.350	15.250	*21.800	20.850	*26.700	*26.700	*32.200
	– 6,0 m	kg							*15.050	*15.050			

* Load is limited by hydraulic capacity rather than tipping.

Ratings are based on SAE Standard No. J1097.

Rated loads do not exceed 87% of hydraulic lift capacity or 75% of tipping load.

Lifting capacity stated is based on lifting with bare arm. When lifting with additional equipment installed to the arm, please subtract the weight of all additional equipment from the values stated.

Standard and Optional Equipment

ENGINE

Komatsu SAA6D140E-7 turbocharged common rail direct injection diesel engine	●
EU Stage IV compliant	●
Suction type cooling fan with radiator fly screen	●
Automatic engine warm-up system	●
Engine overheat prevention system	●
Fuel control dial	●
Auto-deceleration function	●
Adjustable idle shutdown	●
Engine key stop	●
Engine ignition can be password secured on request	●
Alternator 24 V / 90 A	●
Starter motor 24 V / 11 kW	●
Batteries 2 × 12 V / 240 Ah	●

HYDRAULIC SYSTEM

HydrauMind. Closed-centre system with load sensing and pressure compensation valves	●
Pump and engine mutual control (PEMC) system	●
Working mode selection system (power mode, economy mode, fine operation mode)	●
PowerMax function	●
Adjustable PPC wrist control levers for arm, boom, bucket and swing	●
Two-mode boom control	●
Prepared for hydraulic quick-coupler	●
Additional hydraulic functions	○

DRIVES AND BRAKES

Hydrostatic, 2-speed travel system with automatic shift and planetary triple reduction final drives, and hydraulic travel and oil disc parking brakes	●
PPC control levers and pedals for steering and travel	●

LIGHTING SYSTEM

Working lights: 2 revolving frame, 1 boom (l.h.)	●
Additional working lights: 4 cab roof (front), 1 cab roof (rear), 1 boom (r.h.), 1 counterweight (rear), beacon	○

CABIN

Reinforced safety SpaceCab™; highly pressurised and tightly sealed hyper viscous mounted cab with tinted safety glass windows, large roof window with sun shade, pull-up type front window with locking device, removable lower window, front window wiper with intermittent feature, sun roller blind, cigarette lighter, ashtray, luggage shelf, floor mat	●
Heated, high-back air-suspended seat with lumbar support, console mounted height adjustable arm rests, and retractable seat belt	●
Automatic climate control system	●
12 / 24 Volt power supplies	●
Beverage holder and magazine rack	●
Hot and cool box	●
Radio	●
Auxiliary input (MP3 jack)	●
Lower wiper	○
Rain visor (not with OPG)	○

SERVICE AND MAINTENANCE

Automatic fuel line de-aeration	●
Double element type air cleaner with dust indicator and auto dust evacuator	●
KOMTRAX – Komatsu wireless monitoring system (3G)	●
Komatsu CARE™ – A maintenance program for Komatsu customers	●
Multifunction video compatible colour monitor with Equipment Management and Monitoring System (EMMS) and efficiency guidance	●
Motorised grease gun equipped with hose reel	●
Toolkit	●
Service points	○

UNDERCARRIAGE

Track roller guards	●
Track frame under-guards	●
610, 710, 810, 910 mm wide double grouser shoes	○
Full length track roller guards	○
Extra additional track roller guard	○

SAFETY EQUIPMENT

KomVision surround view system	●
Electric horn	●
Overload warning device	●
Audible travel alarm	●
Boom safety valves (7,3 m / 7,6 m boom only)	●
Arm safety valves (7,3 m / 7,6 m boom only)	●
Battery main switch	●
Large handrails, rear-view mirrors	●
ROPS compliant to ISO 12117-2:2008	●
Emergency engine stop switch	●
Seat belt caution indicator	●
Neutral position detection system	●
OPG Level II front guard (FOPS), hinged type	○
OPG Level II top guard (FOPS)	○

WORK EQUIPMENT

6,6 m mono boom	○
7,3 m mono boom	○
7,6 m mono boom	○
2,9 m; 3,5 m arms	○
Komatsu buckets	○

OTHER EQUIPMENT

Remote greasing for swing circle and pins	●
Biodegradable oil for hydraulic system	○

Further equipment on request

- standard equipment
- optional equipment

Your Komatsu partner:

KOMATSU

**Komatsu Europe
International N.V.**

Mechelsesteenweg 586
B-1800 VILVOORDE (BELGIUM)
Tel. +32-2-255 24 11
Fax +32-2-252 19 81
www.komatsu.eu

UENSS18401 05/2018

KOMATSU is a trademark of Komatsu Ltd. Japan.